



To Register as a Player for the 5280 Fall Classic

Step 1: Go to [www.3dlacrosse.com](http://www.3dlacrosse.com)



Step 2: Click “Create Account” in the top right corner if you have not already created an account (3d Lacrosse launched a new website in August of 2014 so if you have not registered for a program since the new launch, you will need to create a new parent account)



### Step 3: Fill in all information in the required fields to complete your parent account

The screenshot shows the 3DLacrosse website's parent account registration page. The header includes the 3DLacrosse logo, a search bar, and navigation links for HOME, CAMPS & CLINICS, EVENTS, RECRUITING & SHOWCASES, SELECT, LEAGUES, and CONTACT. There are also social media icons for Facebook, Twitter, Instagram, YouTube, and LinkedIn. The main heading is "Parent Account". Below this, there are links for "Create new account", "Log in", and "Request new password". A note states: "NOTE: You can be both a coach and a parent. If you are going to register players for events you must make a parent account. If you are only going to be registering teams for tournaments, then create a coach account." The registration form includes the following fields: "First Name \*", "Last Name \*", "Cell Phone (or primary phone) \*", "Home Phone", and "Secondary Parent/Guardian Name". Each phone field has a note: "Please use format: 555-555-5555 The content of this field is kept private and will not be shown publicly." There are also "Parent First Name" and "Parent Last Name" labels below the respective name fields.

### Step 4: Once your parent account is completed, go to the Mayflower Invitational Player Registration Page by clicking "Events", "Tournaments", "5280 Fall Classic", "Player Registration"

The screenshot shows the "5280 Fall Lacrosse Classic Player Registration" page on the 3DLacrosse website. The header is similar to the previous page but includes "MY ACCOUNT", "LOG OUT", and "REGISTRATION" buttons. The main heading is "5280 Fall Lacrosse Classic Player Registration". On the left, a navigation menu lists "TOURNAMENTS" with sub-items: "5280 Fall Classic" (containing "Team Registration", "Player Registration" (circled in red), "Lodging & Transportation", and "College Coaches"), "Denver Shootout", "FLG in 3d Fall Shootout", "FLG in 3d Summer Shootout", "King of the Box", "Mayflower Invitational", "Oceanside Hustle", "Pacific Highlight", and "Rip Tide at Oceanside". Other menu items include "SPRING BREAK" and "JAMBOREES". The main content area has "View", "Edit", and "Unpublish" buttons. The event details are: "November 1st & 2nd, 2014 at David A Lorenz Park, CO". A note says: "In order to register a player for the 5280 Fall Lacrosse Classic, please select your team from the dropdown menu below. If your team name does not appear in the dropdown menu, please contact your team manager or coach. The player registration deadline is October 15th, 2014." Below this, it says: "Please contact Sara at smunro@3dlacrosse.com if you have any questions. Thank you!". The "EVENT DETAILS" section shows a price of "\$0.00", an event date of "November 1, 2014 to November 2, 2014", an address of "David Lorenz Park, E Canyon Ranch Rd, Highlands Ranch, CO 80126", and a "Gender" dropdown menu with "Boys" and "Girls" options. The "Team" dropdown menu is currently set to "- None -". At the bottom, there are buttons for "Register Player", "Register test", "Edit test", and "Create New Player".

Step 5: Select your player's team from the dropdown menu under the "Team" option on the Player Registration Page

The screenshot shows the 3DLACROSSE website header with navigation links: HOME, CAMPS & CLINICS, EVENTS, RECRUITING & SHOWCASES, SELECT, LEAGUES, CONTACT. A search bar and buttons for MY ACCOUNT, LOG OUT, and REGISTRATION are also visible. The main heading is "5280 Fall Lacrosse Classic Player Registration".


On the left, a sidebar menu lists "TOURNAMENTS" and "5280 Fall Classic" with sub-items like "Team Registration", "Player Registration", "Lodging & Transportation", "College Coaches", "Denver Shootout", "FLG in 3d Fall Shootout", "FLG in 3d Summer Shootout", "King of the Box", "Mayflower Invitational", "Oceanside Hustle", "Pacific Highlight", and "Rip Tide at Oceanside".

The main content area shows event details for "November 1st & 2nd, 2014 at David A Lorenz Park, CO". It includes instructions to select a team from a dropdown menu. The "Team" dropdown is highlighted with a red circle and currently shows "- None -". Below it are buttons for "Register Player", "Register test", "Edit test", and "Create New Player".

Step 6: Once you have selected the correct team from the dropdown menu (make sure to scroll up or down if you do not see your team, they are in alphabetical order and may not appear on the top of the list), click on the player you would like to register (you can create a new player to register if you do not see the correct player on your account)

This screenshot is similar to the previous one, showing the same website layout. However, the "Team" dropdown menu is not highlighted. Instead, the "Register test" button in the "Register Player" section is highlighted with a red circle.

Step 7: Once you have selected the correct player to register, click “add to cart” and proceed with registration until you see the screen below which will include an order confirmation number



The screenshot shows the top navigation bar of the 3D Lacrosse website. The navigation bar is black with white text for the logo and menu items. The menu items are: HOME, CAMPS & CLINICS, EVENTS, RECRUITING & SHOWCASES, SELECT, LEAGUES, CONTACT. There is a search bar with a magnifying glass icon and three buttons: MY ACCOUNT, LOG OUT, and REGISTRATION. Below the navigation bar is a grey banner with the text "Checkout complete" circled in red. To the right of the text is a small image of two lacrosse players. Below the banner is a white background with a red border.

Checkout complete

Your order number is 4885. You can [view your order](#) in your account page when logged in.

[Return to the front page.](#)

## NEWS



### Casey Vock Joins 3d Lacrosse as editor for 3d Rising

Former Inside Lacrosse Writer/Editor to accelerate efforts to develop nationwide lacrosse editorial content and player rankings as primary resource for college recruiters and industry... [Continue Reading](#)

September 26, 2014  
Brooke Farrell



### Dobbins At The Helm for 3d Lacrosse In Connecticut

Dave Dobbins Joins 3d Lacrosse as Director of Connecticut. Former Ohio State University Associate Head Coach becomes the Fourth New 3d Lacrosse Executive Recruited from Professional and/or... [Continue Reading](#)

September 19, 2014  
Brooke Farrell



### 3d Lacrosse Coaches Head to England To Help Train on the Pitch